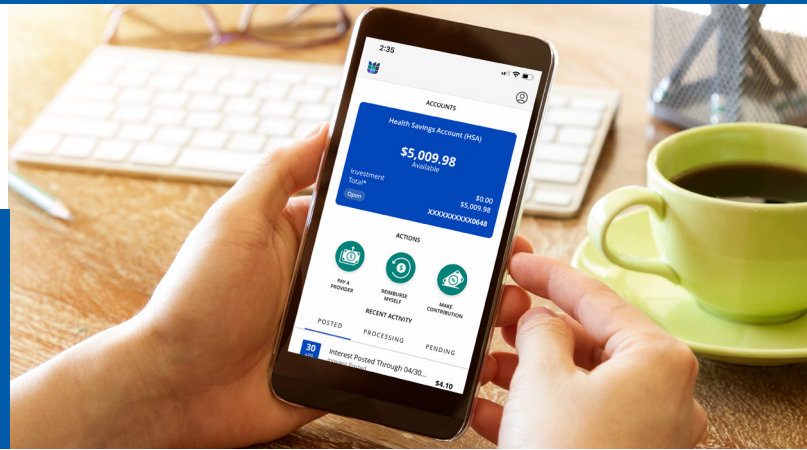




Registration and security for the BenefitWallet+ app



Set up the Benefitwallet®+ app so it's there when you need it

- 1 Download the BenefitWallet+ app from the Google Play Store or App Store.
- 

- 2 Choose **Register**.
 - 3 Enter the requested information.
 - 4 Follow the instructions to authorize access to your account.

If you have more than one BenefitWallet account, you can access all your accounts using the same User ID and password.

Safeguard your account

BenefitWallet is committed to helping you keep your account secure. To keep security controls tight, accessing your account or recovering a lost password may require some additional steps.

The first time you sign into the app, you'll need an email on your BenefitWallet account and a security code.

- Don't have an email on your account? Do this:
 - Log into to your account.
 - Choose **My Account**.
 - Locate **Email Addresses** and choose **Edit**.
 - Enter your email address.

- The app will email you a security code.
 - Enter the security code immediately.
 - The code is only good for a limited time.

Important security actions

- Go to the **My Profile** section of your BenefitWallet account.
- Under the **My Account** ensure the following are up-to-date:
 - Email address
 - Cell phone number
 - Mailing address
- Make sure you have security questions listed.
- Make sure you have a Pin listed under **Security Options**.

Locked out from your account online?

- Call **877.472.4200** to reset your password.
- You will need the same info you provided the first time you logged into your account.
- If your information doesn't match our records, we'll mail you a security code to the address listed on your file.

We're here to help

Visit mybenefitwallet.com or call the BenefitWallet Service Center at **877.472.4200**.